

# MINI DRIVER

H60W-MD-12

By HanleyLED

## Features

- A Mini Driver with a BIG job to do
- Fits in the palm of your hand only 6.26"L x 1.04"W
- Variable input voltage 100-277Vac
- Can load (22) power supplies on a 20Amp Circuit
- Great for everyday LED sign use
- Applications: Self-Contained Channel Letters, Shallow Signs, Narrow Raceways or simply anytime you need a high quality mini power supply
- Dry & Damp Location Rated




**The Power and Innovation of Hanley packed into our smallest power supply.**



### Mini Driver

# H60W-MD-12



### Features

- A Mini Driver with a BIG job to do
- Fits in the palm of your hand only 6.26" L x 1.04" W
- Variable input voltage 100-277Vac
- Can load (22) power supplies on a 20Amp Circuit
- Great for everyday LED sign use
- Applications: Self-Contained Channel Letters, Shallow Signs, Narrow Raceways or simply anytime you need a high quality mini power supply
- Dry & Damp Location Rated

### Warranty

Product  
5 years

Labor  
5 years labor if paired with HanleyLEDs  
1 year labor with any other qualified LEDs

### Product Parameters

#### Output Characteristics

Rated Output Voltage	12V
Rated Output Current	5A
Rated Output Power	60W
Output Voltage Accuracy	±2.5% (11.8-12.5V)
Output ripple & noise	≤300mV

#### Input Characteristics

Input Voltage Range	90 ~ 305Vac
Input Frequency Range	45HZ ~ 65HZ
Input Current	.65/115Vac   .3/277Vac
Inrush Current (cold start)	≤ 80A (100-277Vac)
Efficiency	≥ 90% (230Vac)
PF	≥.95(230Vac)
Power Input	.7A Max

#### Protective Characteristics

- Over-Current Protection
- Short-Circuit Protection
- Over-Voltage Protection
- Over-Temperature Protection

#### Environmental Characteristics

Working Temperature	-30° ~ +50°C
Working Humidity	20 ~ 95% RH (non-condensing)
Storage Temperature	-40° ~ +80°C
Storage Humidity	20 ~ 95% RH
IP Rating	IP67
Vibration	10 ~ 500HZ, 5G 30 minutes (for X, Y, Z each axis)

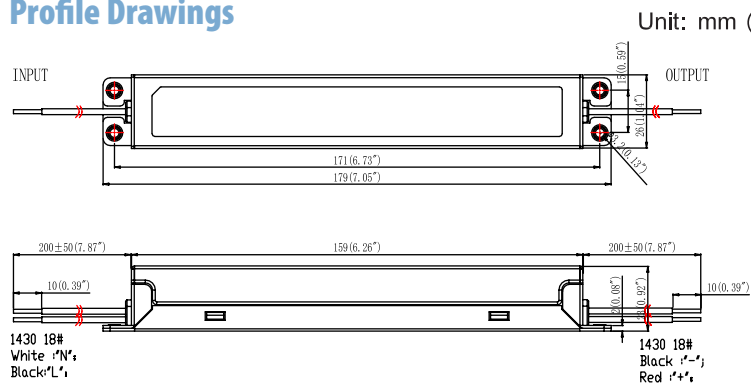
#### Safety and EMC

Safety Rating	IP67, Class 2
Dielectric Strength (Hi-Pot)	I/P-O/P 3KVac/10mA/60S I/P-Case 1.8KVac/10mA/60S
Insulation Resistance	100MΩhm Min500Vdc/3S
EMC	FCC part 15classB

#### Other Characteristics

MTBF	>50,000 hrs. MIL-HDBK-217F (25°C)
Size	159*26*23mm   6.26*1.023*.92inches (L*W*H)
Weight	0.16±0.01KG
Case Qty.	50

### Profile Drawings

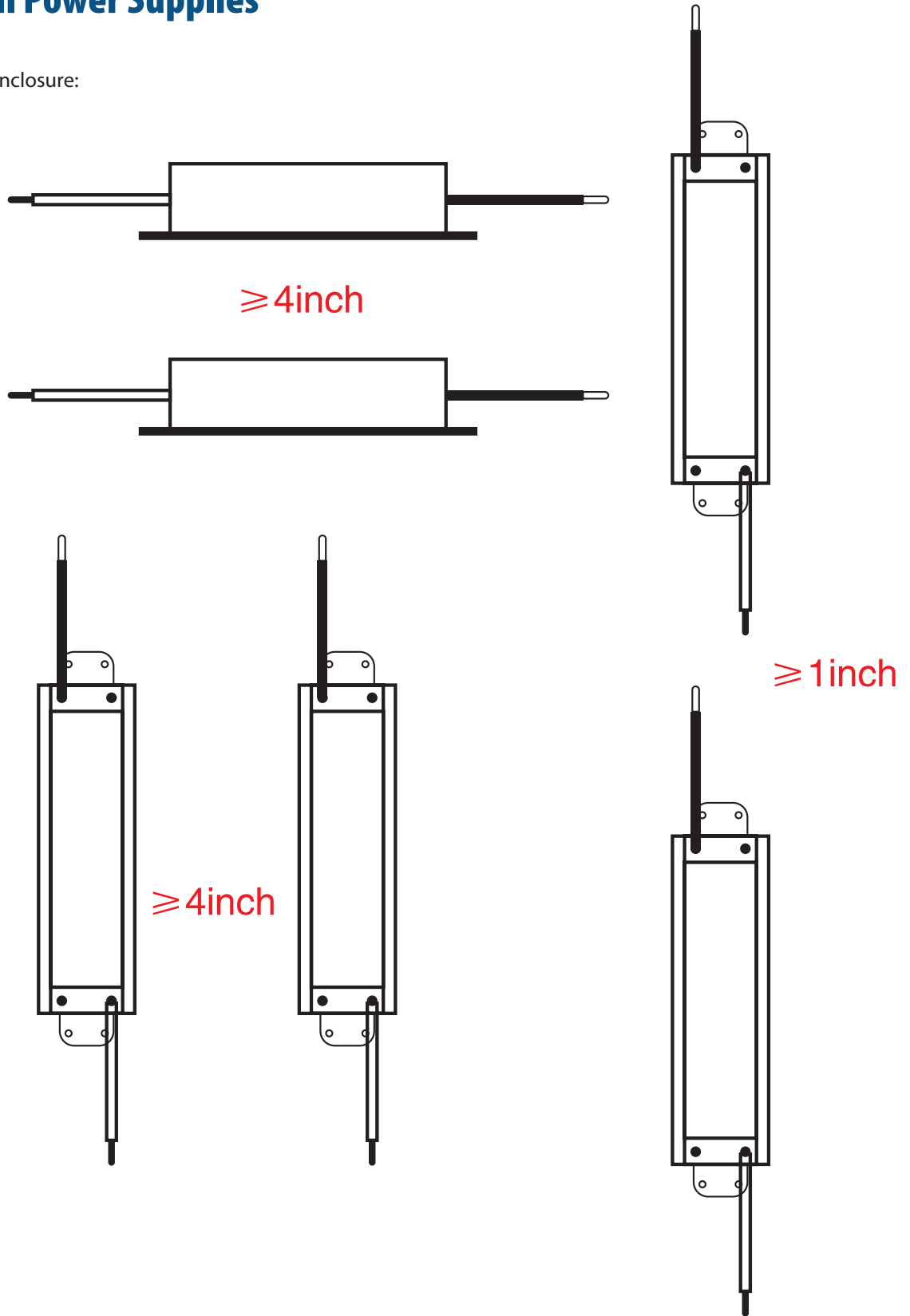


- Ensure proper ventilation and heat dissipation around power supply
- Ensure that the ground wire is properly grounded and ensure it does not come into contact with the neutral wire.
- Ensure the power supply position has sufficient airflow. Operating temperature must be between -30°C to +50°C.
- Do not overload the power supply with multiple appliances.
- Power supply operates at high temperature. To avoid injury, do not touch while in use.
- Do not install with power connected or during an electrical disturbance.
- Do not attempt to install by yourself. Please contact the supplier with any questions.
- Please read and follow the instructions carefully before installing. Ensure all contact points are in good working order.
- Please pay attention to the environment, and check for any unsafe conditions.

# Spacing Between Power Supplies

Recommended Drivers Per Enclosure:

60W = 2 max  
100W = 1 max  
96W = 1 max  
120W = 1 max  
150W = 1 max  
180W = 1 max  
192W = 1 max  
240W = 1 max



UL 48 Standard requires spacing between LED power supplies shall be at least 1 inch from end to end and 4 inches from side to side. This is to ensure adequate heat dissipation. Greater spacing may be required when heat ventilation in the sign or power supply enclosure is not adequate.